

# K-12 Swimming Carnival



On Thursday 6 February, Walcha Central students braved the welcome wet weather to participate in the annual swimming carnival. Supported by an eager band of parents, our students dressed up in their appropriate house colours, swam, bombed, bellyflopped, encouraged others, supported their houses and displayed the type of school spirit that can only be found in Central schools. It was a remarkable K-12 event, with outstanding swimming and enthusiasm throughout the day.



The carnival began at 8:30am for those extra keen swimmers who wanted to compete in the 100m freestyle event. Following this were non-stop events including 50m freestyle, butterfly, backstroke and breaststroke. Students from 8yrs - 10 yrs not confident at swimming a full lap were also given the opportunity to swim a 25m freestyle and breaststroke event.

The carnival then became fiercely competitive as students dived in to represent their houses in the house relays for junior and senior primary as well as junior and senior secondary. The carnival concluded with the annual bomb and bellyflop contest with many students proving they literally have no fear!

A big thank you must go to: Mrs Bird, Mrs Brown and Mrs Ussher for their preparation behind the scenes before the carnival; Mr and Mrs Baumer for their hard work in delivering gear to the pool and developing recording material; Mrs Armstrong, Mrs Brown, Mrs Ussher and Cooge for their professionalism in making decisions to ensure the carnival continued safely; all the parents who brought a quick shade, umbrella or oilskin to help keep our students warm and dry and to those who turned up to support all of the swimmers at the carnival; our amazing P&C for their food and drinks stall; the senior students who assisted in making sure our younger students completed their races; and Mrs Beaumont for her unique method of encouraging our students to reach the wall at the end of their race.



A huge thank you also to staff and community members who got saturated timekeeping, supervising, recording and marshalling. Without everyone's willingness to help, the carnival would not have had the same sense of occasion.

Congratulations to all students who turned up and participated in events, helping to gain house points for their team; to the age champions and to the champion house, Oxley.

Ben Ussher



### CANTEEN ROSTER - Week 6 Term 1 2020

2/3/2020	3/3/2020	4/3/2020	5/3/2020	6/3/2020
	Glenda Lawrence		Tig Fenwicke	

### WALCHA CENTRAL SCHOOL

154E North Street  
WALCHA NSW 2354

Ph: 02 67772777  
Fax: 02 67771009

ACTING PRINCIPAL: Amanda Cooper

P&C President: Margaret McKenna

Email: walcha-c.school@det.nsw.edu.au

Website: <http://www.walcha-c.school.nsw.gov.au>



I hope the 2020 school year has started well for all families. A warm welcome to our new families and new staff who are joining us this term.

### Staffing

As mentioned in the final newsletter for 2019, there have been numerous changes to staffing this year.

- Mr Adam Hall - 3/4H / Assistant Principal K-6
- Mr Adrian Wood - 4/5W.
- Mr Ben Ussher - Relieving Deputy Principal

- Mrs Bonnie Brown - Relieving Head Teacher 2020
- Mrs Brenda Watkins - Relieving Instructional Leader, Term 1
- Mrs Kristy Bird - Relieving Assistant Principal for Term 1.
- Mrs Jodie Provost will be covering some of these days with specific support for student assessment.
- Mr Reed Flitcroft - Year 6 for Term 1.
- Mrs Lou Beaumont - chaplain

Our secondary teachers have remained the same as at the end of Term 4, 2019.

### Events

The term is moving along quickly with many events already completed: the K-12 Swimming Carnival, cultural Smoking Ceremony, meet and greet, Best Start Kindergarten and Best Start Year 7 assessments, PSSA swimming, Indigenous All Stars excursion, Stage 6 (Year 11 & 12) information evening and a number of professional learning events for teaching staff.

There are many more events on the calendar for the second half of the term and beyond. Please check the calendar on the school website which has events posted two weeks ahead. Our first awards assembly will be Week 8.

### School improvements

We have some major construction taking place this term. We have been successful in our Cooler Classrooms application, gaining 18 air conditioners for classrooms plus 3 for the library. Currently under construction outside the library, there is a new outdoor learning space with sails. This will be a great central learning area which will be utilised for outdoor learning, breakfast club and a meeting space. There is also an outdoor learning structure, with an Aboriginal Education focus, beside the sculpture garden, being completed in our FLEX learning by students and Mr Graham Barnes. We are working towards building a centrally located BBQ and investigating some internal changes to facilitate integrated learning in Years 4, 5 and 6. A major proposed project, at the beginning stage of development, is a sensory garden as a joint school and P & C project.

I have had the opportunity to meet with a number of people outside our school to consider ways we can work in partnership to enhance student learning for all students K-12. You may have participated in a Walcha Council survey regarding before and after school care at the end of last year. Walcha Central School is working with Council to determine the best way to provide these services to the community.

### School Plan and External Validation

This year is the final year of our three year school plan. We will continue to have a teaching focus on feedback and improving writing and we are currently in our second term of professional learning and starting implementation of our numeracy focus. In early Term 3 our school will complete External Validation. It is not an assessment or an audit. It is a great process through which we will evaluate what and how we do things and from which we will be able to develop our new school plan for 2021-2023.

As you can see, we are off to a flying start. If there is something on your mind please make an appointment to meet with me, Mr Ussher or a staff member so we can support your child's learning.

*Amanda Cooper  
Acting Principal*



## INDIGENOUS ALL STARS EXCURSION

A dream opportunity became a reality for Walcha Central students Tyran Bloomfield, Maylen Schmutter-Morris and Peter Cass Warneminde-Green when they were invited to travel to the Gold Coast and meet the NRL Indigenous All Stars team.

The students first met Preston Campbell last December, when he visited Walcha for 'Festival Friday'. Following his visit, The Preston Campbell Foundation and NRL arranged this once-in-a-lifetime opportunity for the students. During their visit, they were given special access to the Captain's Run training session and tickets to the game.

The students also listened to Greg Inglis, Mal Meningha, Steve Renouf and Preston Campbell speak at the 'Icons for Change' breakfast which celebrated 10 years of the Indigenous All-Stars.



# SONICS – TERM 4, 2019

## CONCEPTS

SUSTAINABILITY  
DESIGN  
ARCHITECTURE  
EXPERIMENTATION

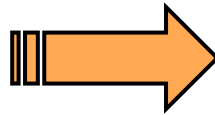
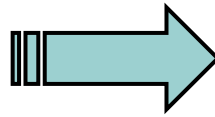
## PROCESSES

COMPOSING  
IMPROVISATION  
VISUALIZATION  
SPATIAL REASONING  
INTERACTION  
SOCIAL ACTION



The EcoSonic Playground Project inspired students to design, build, and play large-scale, social, musical instruments. Students collected and then worked with reusable materials to create original instruments. They used architectural plans to attach their instruments to scaffolding to make one inclusive instrument (1.5m cube).

This was an integrated unit of work where students demonstrated mathematical measuring skills and their understanding of ratios in the context of music, in particular xylophones and their study of boom whackers. They covered science content when they learned about the different types of plastics and how they are broken down in the environment and the importance of repurposing or recycling.



These photos show the process where students demonstrated co-operation, respect and inquiry. The EcoSonic playground is now positioned in the primary playground where primary school students get to enjoy playing the large scale musical instrument.

*Bonnie Brown*

## Stage 5 Science

This term in Stage 5 science, we have been learning about Deoxyribonucleic Acid (DNA). DNA is present in nearly all living organisms and carries all genetic information. Students have learned that DNA is our genetic blue print which contains our genetic code. This genetic code gives us our characteristics, for example: brown hair, blue eyes, tall, short.

We learnt about the structure of DNA and developed a structure of this using a range of lollies! There are four different coloured lollies to represent the four types of bases found in DNA, these are: adenine (A), guanine (G), cytosine (C) and thymine (T).

*Danielle Gaynor*



# BRICKIES IN THE MAKING

Week 8 Term 4 2019 Walcha Central School was lucky enough to offer a funded bricklaying course in conjunction with TAFE. A group of 14 students participated in a trade readiness program that was focusing on bricklaying. It was a one-week intensive work readiness program which allowed students to develop extensive and valuable knowledge of the trade and useful skills they will have for life. These funded programs from the Department allow our students to make connections with the curriculum content and real world applications.

The bricklaying trade was chosen as the focus as it caters for all mathematical skills and abilities. This was a perfect focus for our maths trade program as all interested students were able to participate. The course not only covered the hands-on aspect of bricklaying, but also included brick costs; wages; width, length and height of a brick; GST; BAS; taxable income; take home income; expenses; billing; tools; and plenty more.

Students discussed weight, ratios and quantities when making their concrete (wet) mix. They learned to lay a bed of concrete as well as horizontal and vertical joints. Students had to calculate the length of the bricks and concrete to ensure they had enough room.



## Tools and Equipment

*The trowel is a tool that is used to lay down the mortar for the bricks and remove the excess mortar. A level was used to make sure the project is level and vertically straight. A bed of cement was laid and bricks placed down, then checked to make sure they were level along the top, side and vertically.*



## Straight line and circle

*Before laying the bricks, students did dry lay, to ensure there was adequate bricks and mortar for the project. Students worked in 2 small groups to create their circle of bricks. Each project had three layers.*



## Facing the brick

*One of the first tasks was learning how to 'face' a brick.*

*When 'facing' the bricks it was important to ensure there were no gaps or holes in the project.*

*A trowel was used to apply the cement to the face and sides of the brick and to tidy our work.*

*Students also learned how to fill gaps in the mortar.*



*This is an important step when bricklaying to ensure the job is consistent and stays under a 3mm tolerance.*



All students thoroughly enjoyed this project and many students have requested to be involved if the program is run again. Students enjoyed leadership, student directed learning, team work and applying maths they've learned.

# Welcome to Kindergarten

On Monday 3 February, 23 enthusiastic students commenced Kindergarten at Walcha Central School.

The students, within their first week, had the chance to participate in lots of fun activities including sound work, house meetings, number work and library.

As a part of our learning for Term 1, Kinder are undertaking the study of chickens with Mrs Jones. We have 5 feathery friends in our classroom so that students can watch how they grow and learn how to look after them.



Kristy Bird




Coming up at Walcha Central this week

For all the latest updates and information follow us on Facebook.

 Find us on: **facebook**®

**K - 6** **School Hours** **Years 7-12**

start: 9am start: 8.50am  
finish: 3.10pm Finish: 3:10pm



There is no supervision before 8:40am. Please do not send your child to school before 8:30am.

## eSafety Early Years


Online safety for under 5s

The eSafety Early Years program aims to provide online safety advice and tips within a positive framework in an Australian context.

It provides a suite of free online safety resources for children under 5, their families and educators that are evidence-based. The resources work together to support parents, carers and educators in ensuring young children's experiences with digital technologies are safe, fun and build good online safety habits right from the start.

Resources are available online and free printed copies can be ordered by families and services through our program page at: [safety.gov.au/early-years](http://safety.gov.au/early-years)

# HEAD LICE



Head lice are not only embarrassing they are also highly contagious.

What signs to look for:

- \* Frequent head scratching
- \* A fine black powder on the pillow (this is lice faeces)
- \* Paler coloured material on pillows (this is cast of lice skin)
- \* The lice themselves (about the size of a sesame seed)
- \* Tiny white specks stuck near the hair shaft at the nape of the neck, under the fringe or behind ears (nit eggs)

Further information is available on the NSW Health website. Any families needing support or information in managing head lice, can contact the school office on 67772777.




## CALENDAR

See website for more details

<http://www.walcha-c.schools.nsw.gov.au>

2/3/2020	North West primary swimming trials in Armidale
3/3/2020	North West secondary swimming trials in Armidale
3/3/2020	1R & 2M Pioneer Cottage visit
6/3/2020	Armidale Show - cattle showing for selected livestock team students
10/3/2020	School photo day
12/3/2020	PSSA hockey trials
13/3/2020	Walcha Show - all day for livestock team and Yr 9/10 ag students
26/3/2020	K-12 Cross Country
26/3/2020	Captains visit to Sydney
30/3/2020 - 3/4/2020	Year 10 work experience
1/4/2020 - 3/4/2020	CHS State Swimming Championships @ Homebush, Sydney
6/4/2020 - 7/4/2020	PSSA State Swimming Championships @ Homebush, Sydney
6/4/2020 & 7/4/2020	Preliminary exams



# SAY CHEESE

School Photo Day is:

**Tuesday 10<sup>th</sup> March 2020**

**HAVE YOUR CHILD'S SCHOOL MEMORIES CAPTURED FOREVER!**

Please take the time to read the relevant information on the MSP Photography payment envelopes and remember these helpful points:

- Don't seal envelopes inside each other. You can pay for all children in one envelope; however, each child needs to have their own envelope on photo day.
- Family envelopes are available at the school office upon request.
- Family photos will be packed inside the eldest child's individual photo pack.
- Please enclose the correct money as no change can be given.

## Good for Kids good for life

### PACKING AN EVERYDAY LUNCHBOX

Packing an everyday lunchbox does not have to contain fancy ingredients.

Make packing an everyday lunchbox easy by adding:

- **Crunch and Sip®:** 1 serve of fruit or vegetables
- **Recess:** 1 serve of fruit or vegetables + 1-2 everyday snacks e.g. rice crackers, yoghurt
- **Lunch:** Sandwich/wrap/roll or leftovers containing everyday ingredients e.g. pasta, fried rice
- **Drink:** Water and/or reduced fat plain milk
- Don't forget to add an **ice brick** to keep the food cool and safe


See our everyday lunchboxes below for ideas.



**Crunch & Sip®:** Capsicum sticks  
**Recess:** Mini rice cakes, banana  
**Lunch:** Multigrain wrap with chicken, cheese, carrot and lettuce  
**Drink:** Water



**Crunch & Sip®:** Cherry tomatoes  
**Recess:** Rice crackers, cucumber sticks and hummus  
**Lunch:** Raisin bread sandwich with banana  
**Drink:** Water, reduced fat plain milk



**Crunch & Sip®:** Carrot sticks  
**Recess:** Yoghurt, grapes  
**Lunch:** Whole meal sandwich with tuna, tomato and lettuce  
**Drink:** Water

Whilst brands may be depicted in these images, Good for Kids has no affiliation and does not endorse any specific food brand.



[HNELHD-GoodForKids@health.nsw.gov.au](mailto:HNELHD-GoodForKids@health.nsw.gov.au)  
<http://www.goodforkids.nsw.gov.au/>

## Harlequins Junior Hockey



Harlequins Hockey Club are seeking expressions of interest from players interested in playing junior field hockey this year. We will be fielding teams in Under 9s, 11s, 13s and 15s girls (played on Saturday mornings in Armidale at UNE).

Girls can play in all divisions and boys are welcome to play in the under 9 and 11s girls competition on Saturday mornings. If we have enough interest we will also field boys teams played on Friday evenings.

Please send an email nominating your child's name and intention to play and which age division they are eligible to play in.

Please contact:

Louise Vaughan (junior co-coordinator)  
[vaughan79@bigpond.com](mailto:vaughan79@bigpond.com)

Alisa Gray (junior co-coordinator)  
[harliesjnrhockey@outlook.com](mailto:harliesjnrhockey@outlook.com)





# Introducing your school's online ordering platform

Register today!  
It's quick & easy.



## A simple way to order online



Visit our website to sign up and register  
[www.quickcliq.com.au](http://www.quickcliq.com.au)



Add credit to your online wallet to use when required  
No more money in envelopes!



Pay and place your order, it is that quick and easy  
Food orders, uniforms & more

More information on how to **Get Started** is on the back.

# Canteens, Uniforms, Events & more.

No cash. No problem! Try QuickCliq today!

QuickCliq is an innovative online ordering system trusted by over 700 schools and thousands of parents across Australia. QuickCliq is a cashless solution that helps you manage your children's canteen orders, uniforms, books and even school fees from the comfort of your home or office.



## Want to know the best thing about QuickCliq?

- ✓ It was designed by parents, for parents, so it's easy to use and incredibly intuitive!
- ✓ One family, one account – you will have one unique and secure login to manage all your children's orders, even if they attend different schools. QuickCliq saves you time and gives you complete visibility over your family's needs.
- ✓ Tired of scrounging around for loose change every morning before your kids run off to school? With QuickCliq, lunch money is a thing of the past.
- ✓ We're giving control back to you over your children's diets. By ordering their lunch ahead of time, you can ensure they are eating healthy and balanced meals.
- ✓ QuickCliq was designed with mobile access in mind. Simply login to add credit and order, all from the convenience of your smartphone or tablet.
- ✓ To top up your account you have three options; Direct Deposit / Credit Card / PayPal
  - Direct Deposit is free
  - The surcharge to add credit is 1.5%
  - The surcharge for PayPal is 3.8%
  - When placing an order there is a small booking fee per transaction per student.

## How to get started

- QuickCliq is free to set up and easy to use
- Register at [www.quickcliq.com.au](http://www.quickcliq.com.au)
- **SIGN UP** and complete the registration form
- Receive a link via email to **ACTIVATE** your account before logging in
- **ADD STUDENT**, add your child's details, select their school and save to your account
- **ADD CREDIT** to your online wallet before ordering
- Select **MEAL ORDER** and you're good to go

Orders can be placed up to 28 days in advance. You can view your completed orders via the Active Orders or Transaction History tabs in your account.

## Need help

Phone or email us – Monday to Friday, 7:30am – 4:00pm  
Call 1300 11 66 37 | [support@quickcliq.com.au](mailto:support@quickcliq.com.au)



Our Call Centre is here to assist your families with ordering online **Call 1300 11 66 37**

